



A Personalised Integrated Care Platform
(Grant Agreement N. 689209)

D7.8 Second PICASO Integrated Care Platform

Date: 2018-11-02

Version 1.0

Published by the PICASO Consortium

Dissemination Level: Public



Co-funded by the European Union's Horizon 2020 Framework Programme for Research and Innovation
under Grant Agreement No 689209

Document control page

Document file: D7.8 Second PICASO Integrated Care Platform.docx
Document version: 1.0
Document owner: CNET

Work package: WP7 - Care Management Tools and Private & Public Cloud Integration
Task: T7.5 - PICASO Integrated Care Platform
Deliverable type: [DEM]

Document status: approved by the document owner for internal review
 approved for submission to the EC

Document history:

Version	Author(s)	Date	Summary of changes made
0.1	Matts Ahlsén, Peter Rosengren (CNET)	2018-09-15	Preparation of previous version (D7.4) as baseline
0.5	Matts Ahlsén, Peter Rosengren (CNET)	2018-10-15	Update architecture diagrams, update of section 3
0.6	Jan Hreno (TUK)	2018-10-25	Revision of Patient Data Viewer
0.7	Marek Skokan (TUK)	2018-10-29	Revision of Data Resource Browser
0.9	Matts Ahlsén, Peter Rosengren (CNET)	2018-10-31	Version for internal review
1.0	Matts Ahlsén (CNET)	2018-11-02	For submission

Internal review history:

Reviewed by	Date	Summary of comments
Trine F. Sørensen (IN-JET)	2018-11-02	Minor suggestions and corrections.

Legal Notice

The information in this document is subject to change without notice.

The Members of the PICASO Consortium make no warranty of any kind with regard to this document, including, but not limited to, the implied warranties of merchantability and fitness for a particular purpose. The Members of the PICASO Consortium shall not be held liable for errors contained herein or direct, indirect, special, incidental or consequential damages in connection with the furnishing, performance, or use of this material.

Possible inaccuracies of information are under the responsibility of the project. This report reflects solely the views of its authors. The European Commission is not liable for any use that may be made of the information contained therein.

Index:

1	Executive Summary	4
2	Introduction	5
	2.1 Purpose, context and scope of this deliverable	5
	2.2 Intellectual Property (IP)	5
	2.3 Content and structure of this deliverable	5
3	Integrated care platform	6
	3.1 Cloud deployment for Trial 1.....	6
	3.2 UTV Deployment	8
	3.3 Stakeholders.....	9
	3.4 Privacy and security.....	10
	3.4.1 Clinical data	10
	3.4.2 Personal identifiable information.....	10
	3.4.3 Patient access to the PICASO platform.....	10
	3.4.4 Formal carer access to patient data	10
	3.4.5 Informal Carer access to patient data	11
	3.4.6 Patient status (active/inactive)	11
	3.4.7 Access protections.....	11
	3.5 Data models and Structures	11
	3.5.1 FHIR data models and extensions.....	11
	3.5.2 ODS - Operational Data Store	11
4	Functional view	12
	4.1 Clinician Dashboard.....	12
	4.1.1 Data Resource Browser.....	12
	4.1.2 Patient Data Viewer	14
	4.1.3 Risk Manager.....	16
	4.1.4 Care Plan Manager.....	16
	4.2 Patients and informal carers views	17
	4.2.1 Patient Dashboard	17
5	Conclusions and future work	19
6	List of figures and tables	20

1 Executive Summary

The PICASO Integrated Care Platform includes a set of PICASO functional components with end user tools, user interfaces and their deployment in the cloud-based run-time architecture. This document is an update of D7.5 and therefore it emphasises only the updated components.

Thus, this deliverable represents the integrated results from the technical development work package tasks with corresponding deliverables. For details of individual components, we refer to the accompanying deliverables D7.6 Second Care Management and Design Tools and D7.7 Second Private and Public Cloud Integration.

The PICASO platform is currently used in the PICASO clinical trials, involving different hospitals and clinics, as reported in deliverables D8.7 Second Annual Trial Progress and Ethical Report and D8.8 Second Trials Installation and Annual Updates.

2 Introduction

2.1 Purpose, context and scope of this deliverable

This deliverable describes the second version of the integrated PICASO platform and it accompanies the Demonstrator deliverable D7.8 and describes the integrated PICASO platform deployed for PICASO clinical trials.

The PICASO Private Care Cloud and the Public Cloud are implemented in two deliverables,

- D7.6 - Second Care Management and Design Tools.
- D7.7 - Second Private and Public Cloud Integration.
- D7.8 - Second PICASO Integrated Care Platform (*this deliverable*).

Task 7.4 “Care System Private Cloud Integration” and Task 7.5 “PICASO Integrated Care Platform” have contributed to this deliverable.

2.2 Intellectual Property (IP)

The different software components of the PICASO Integrated Care Platform are subject to open source and commercial licences, which are subject to the licences reflected in the IP repository being created for the project.

2.3 Content and structure of this deliverable

Section Three describes different aspects related to the deployment of the PICASO integrated care platform in the two trials. In particular, the privacy and security provisions are described in this section. In Section Four the Clinician Dashboard user interfaces are described and illustrated.

3 Integrated care platform

3.1 Cloud deployment for Trial 1

The PICASO platform for trial 1 includes one Care System Private Care Cloud per clinical partner (UTV, SLUCIA, UDUS) and a single Platform Public Cloud configured to integrate the set of Patient Private clouds of the trial patient users.

Care System Private Clouds

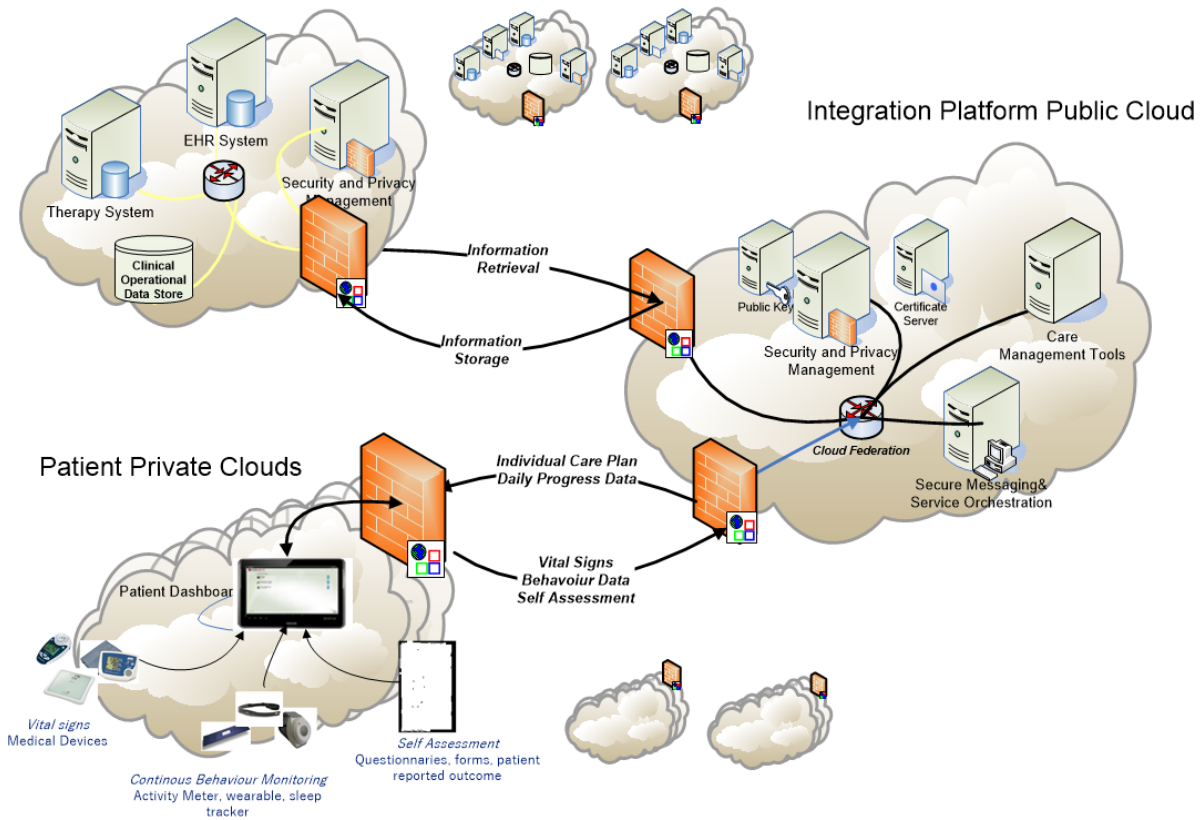
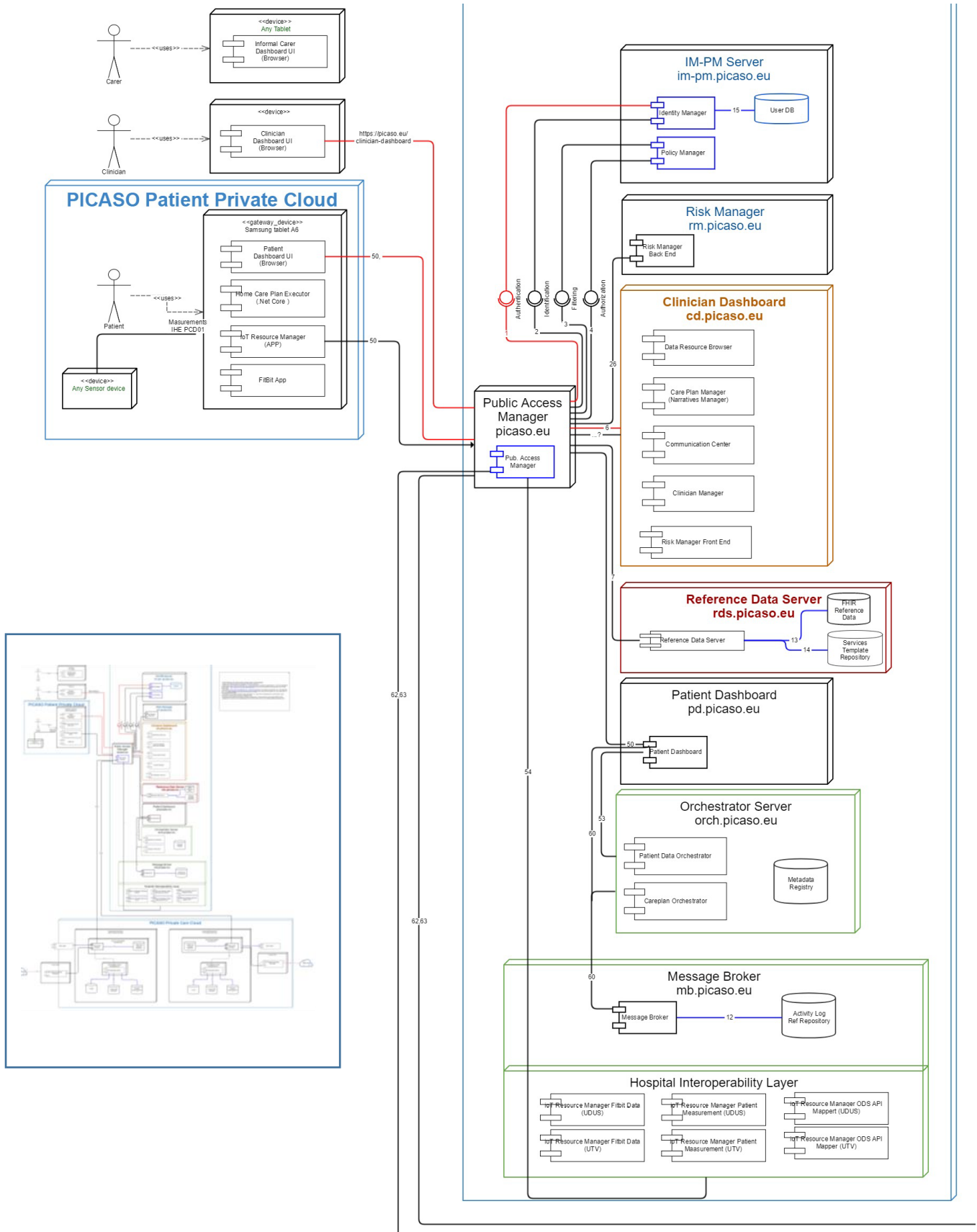


Figure 1: Clouds over the PICASO platform

Figure 2 below illustrates the deployment of the different components to the cloud.



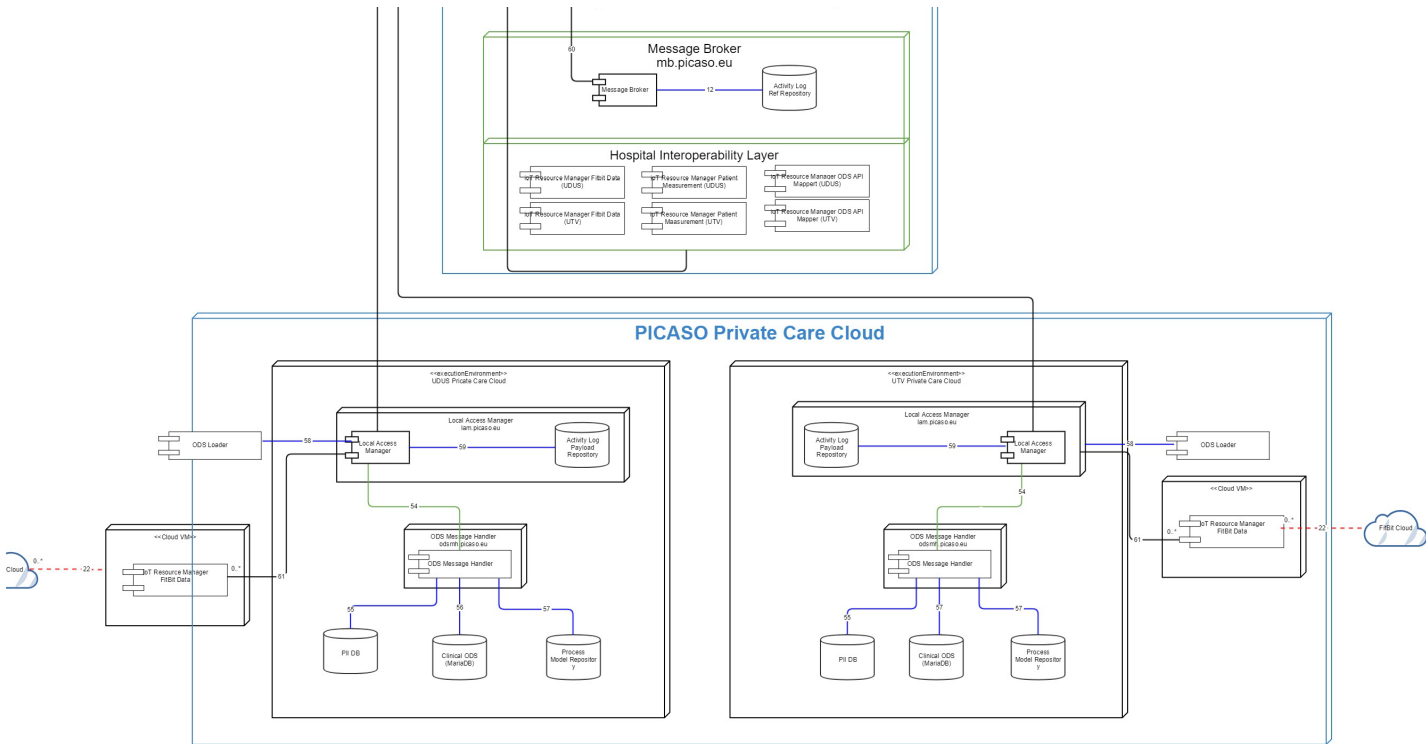


Figure 2: Deployment of components to clouds

The Private Care Cloud is designed to store sensitive patient data on the premises of the participating hospitals in a format suitable for PICASO (see the Operational Data Store/ODS component Deliverable D5.6). Further, it provides the necessary services for data retrieval via the Public Cloud.

3.2 UTV Deployment

Figure 3 illustrates the architecture of the PICASO Private Care Cloud deployed at the University of Rome hospital. The cloud consists of seven components, each deployed on separate Virtual Machines (VMs):

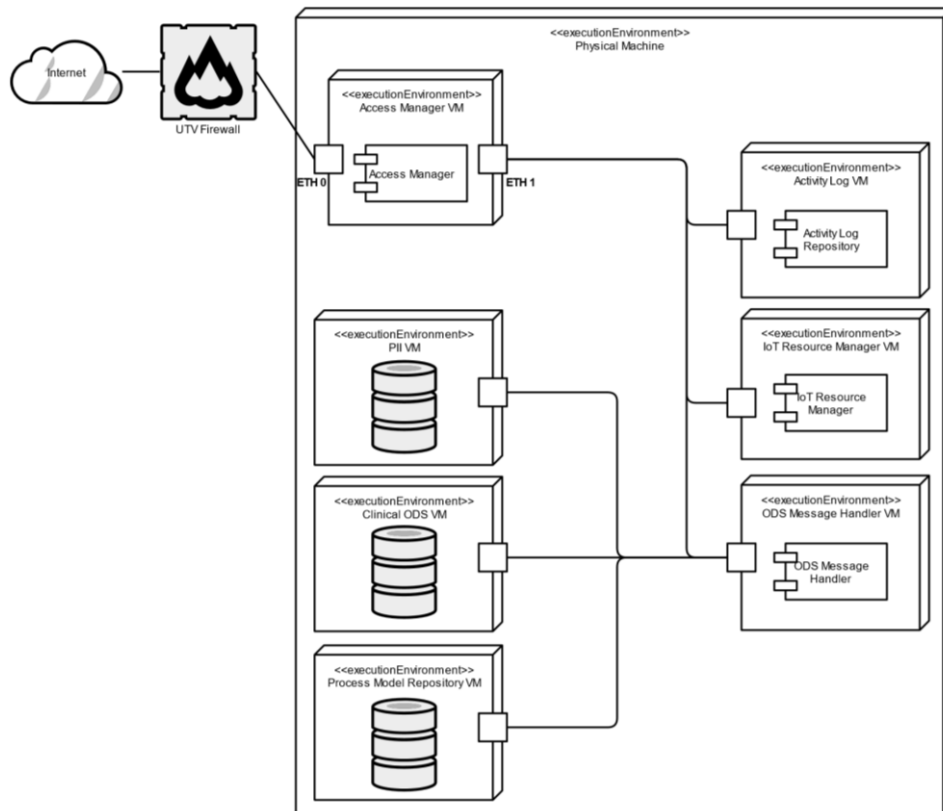


Figure 3: The Private Care Cloud at the University of Rome Hospital

Access Manager: a component which filters all communications by actively monitoring all connections at the application level. Access is granted only if it is allowed by specific access rules. Access rules are coordinated with the PICASO Public Cloud Access Manager Component by means of the Public Cloud Policy Manager.

Activity Log: component designed to store logs which may containing sensitive data.

IoT Resource Manager: component designed to fetch information form the IoT devices of patients.

ODS Message Handler: component designed to provide a common API to access PII, Clinical ODS and Process Model Repository data bases.

PII: component which stores the personal identifiable information of PICASO users who are associated with the institution where the Carer Private Cloud is located.

Clinical ODS: component stores clinical information of PICASO users who are associated with the institution where the Private Care Cloud is located.

Process Model Repository: component stores Process Models.

The deployment at the hospital in Düsseldorf mirrors completely the one of Figure 3.

3.3 Stakeholders

Fehler! Verweisquelle konnte nicht gefunden werden. presents an overview of the different stakeholders in the project. The list is constrained to the actual end-users of the system in the pilots.

Role	Description
Medical specialist	Medical doctor who is specialized in a certain field in medicine, such as General Practitioner, Rheumatologist, Cardiologist, Radiologist, Nuclear Medicine Physician, Neuropsychologist/ Psychiatrist, Clinical Neurologist, or Occupational Physician
General Practitioner (GP)	Medical doctor, who normally is the first point of contact with a patient and who works together with other medical specialists.

Patient	A person who suffers from an illness or injury and who is the recipient of health care services or treatments. In the PICASO trials patients are chosen who suffer either from rheumatoid arthritis and cardiovascular diseases or from Parkinson’s disease and cardiovascular diseases.
Patient’s Family	The family of the patient. This includes for example parents, children, grandchildren, nieces, and nephews. Help of family members can cover a wide range: doing little household tasks, helping with formalities such as appointments, driving to the doctors’ appointments or in severe cases care for the patient at home.
IT-Administration hospital	Group of people who are responsible for configuration, maintenance and the reliable and secure operation of the hospital information systems.

Table 1: Stakeholders in PICASO.

3.4 Privacy and security

In this section we give a high-level description of the privacy and security provisions implemented in this release of the PICASO platform.

3.4.1 Clinical data

Clinical patient data is persistently stored only in the Private Care cloud of the participating hospitals in a non-identifying – pseudonymized - way by linking it to a Unique PICASO IDs (UPIDs) for each patient. The UPID is a random, 32-character hexadecimal key. Patient data are collected, passed on, and processed - whenever possible – in this pseudonymized way. An important exception is the temporary aggregation of patient data in the public cloud for presentation to clinicians and patients via the clinician and patient dashboards.

Clinical patient data are provided to the PICASO platform by the participating hospitals via an upload from their hospitals systems or via manual entry. Except for the purpose of uploading data into the operational data store (ODS) the hospital systems and databases are strictly separated from the PICASO platform. Additional patient data are collected via sensors deployed in home-monitoring devices and transferred over secure SSL/TLS-connections to the ODS servers where the data are persistently stored and processed in pseudonymized form.

3.4.2 Personal identifiable information

Personal identifiable information (PII - like name, address, contact information) is stored for all users (including patients, formal carers, and informal carers) in a dedicated database at the participating hospitals which is strictly separated from the databases holding clinical data.

3.4.3 Patient access to the PICASO platform

After giving their written informed consent to the hospitals, patients are provided with a tablet device together with a set of home-monitoring devices and their logon credentials. With the account patients get:

- Ability to login to the patient dashboard via the provided tablet device
- Ability to transmit home monitoring data to the hospital via the provided tablet device

3.4.4 Formal carer access to patient data

Formal carer access to patient data is granted based on the written informed consent by the patient. By default, all clinical data of a patient included in PICASO platform are accessible to all formal carers participating in each trial (across participating institutions). Patients have the option to deactivate any formal carer’s access to their patient data via the patient dashboard. For this purpose, the patient can access a list of all participating formal carers in the trial and disable/re-enable formal carers individually. Formal carer access is further restricted by access limitations per the formal carers’ role.

Formal carers can access patient data via the clinician dashboard either by using a dedicated tablet device or from inside the DMZ¹ of the hospital.

¹ Demilitaized Zone, exposes services outside a hospitals local protected network

All relevant formal carer roles (like cardiologist, physical therapist, nuclear medicine physician) have been defined by the participating hospitals and for each role the accessible/non-accessible data categories have been designated by the clinical partners.

3.4.5 Informal Carer access to patient data

Patients may grant informal carers access to their patient dashboard:

- Patients must request in writing the enrolment of the informal carer
- The informal carer must agree to her/his personal data stored and processed in the PICASO platform.

A PICASO account for the informal carer is created by INUIT after the hospitals inform INUIT that steps 1 and 2 have been completed. The hospitals provide the UPID of the patient to which the account of the informal carers must be associated to. Informal carers receive browser-based access via a dedicated tablet device that will be provided to the informal carers.

3.4.6 Patient status (active/inactive)

After a patient signs the informed written consent his/her status in PICASO is “active”. If the patient decides to leave the trial, her/his status becomes “inactive” and access to his patient data will be revoked for all users (the patient itself, the informal carers, formal carers). No further home-monitoring data for the patient will be uploaded to the PICASO platform.

3.4.7 Access protections

In general, access to all accounts is protected by username and password. As a second factor access requests must either originate from specified IPs within the DMZs of the participating hospitals or from tablet devices with a valid client certificate.

3.5 Data models and Structures

3.5.1 FHIR data models and extensions

The FHIR data models and the extensions relevant for PICASO are described in detail in D7.6, section 4.2. The key component of the system is the CarePlan,² together with its key components:

- ProcedureRequest³
- MedicationRequest⁴
- CommunicationRequest⁵
- DeviceRequest⁶

and the associated FHIR Resources, value sets and code systems. Additionally, the project has defined extensions that cope with the needs and requirements of our pilots (documented in the same deliverable).

3.5.2 ODS - Operational Data Store

The ODS and related schemas are described in Deliverable D5.6.

² <https://www.hl7.org/fhir/careplan.html>

³ <https://www.hl7.org/fhir/procedurerequest.html>

⁴ <https://www.hl7.org/fhir/medicationrequest.html>

⁵ <https://www.hl7.org/fhir/communicationrequest.html>

⁶ <https://www.hl7.org/fhir/devicerequest.html>

4 Functional view

4.1 Clinician Dashboard

The clinicians window onto PICASO is via the Clinician Dashboard which provides an integrated user interface to the main clinical functions and tools.

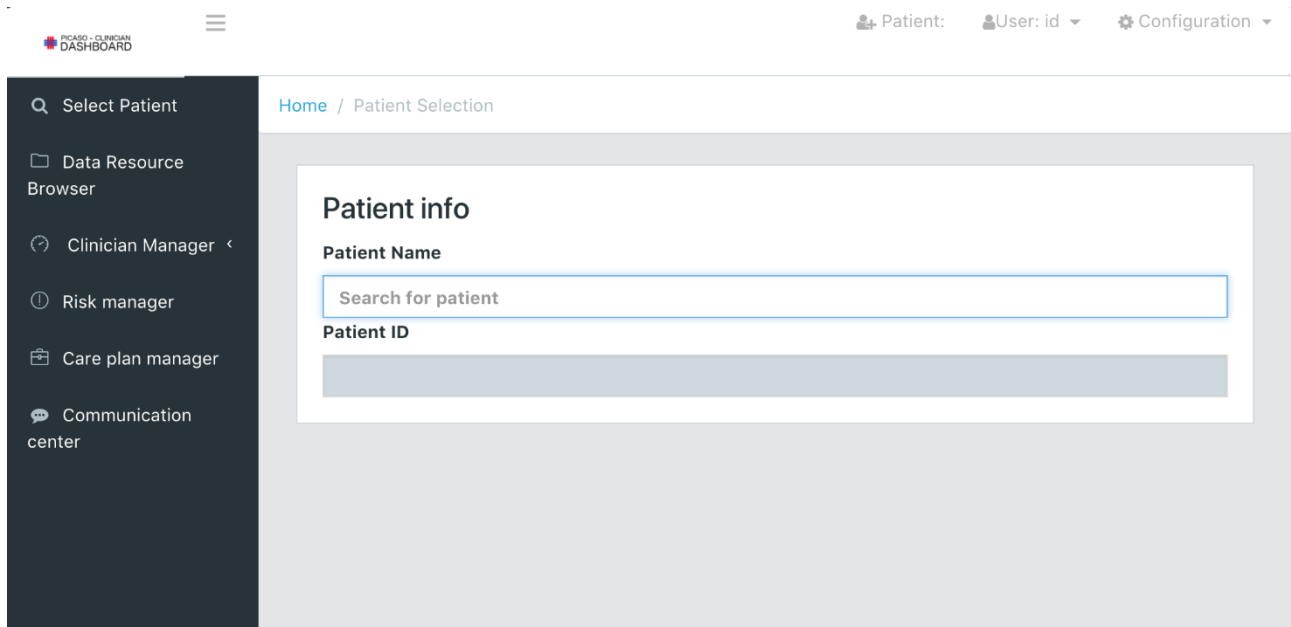


Figure 4: Clinicians window onto PICASO

Clinicians select patients and their related data from one or more connected Private Care clouds of affiliated carers (subject to proper authorization). The entry web page (Figure 4) then provides access to the different PICASO tools.

4.1.1 Data Resource Browser

The Data Resource Browser (DRB) GUI is usable on PCs and Tablets and its purpose is to display any Patient's data based on the Metadata Registry that the specific end user (clinician) has permission to access (see Deliverable D2.5). The DRB displays the integrated heterogeneous patient's data in a structural interactive form. It gives (to clinicians) an intuitive and quick way to browse and check the integrated information in form of a "mind map", having in the very centre the patient. The mind map (graph) is interactive, thus by clicking on one node, a new sub-graph is shown. Finally, when clinician clicks on a certain specific data type, history of all relevant performed measurements or narratives are displayed (the content is presented by Clinician Manager or Narrative Manager).

Different care professionals would need to follow different pathways in order to obtain a good overview of what data are available for a patient (see Deliverable D5.5). Also, the DRB is capable of adaptation of mind map based on user roles, so only information relevant to the specialist can be presented. DRB together with Clinician Manager and Narrative Manager enable clinicians to grasp an overall (holistic) picture of the patient from data perspective.

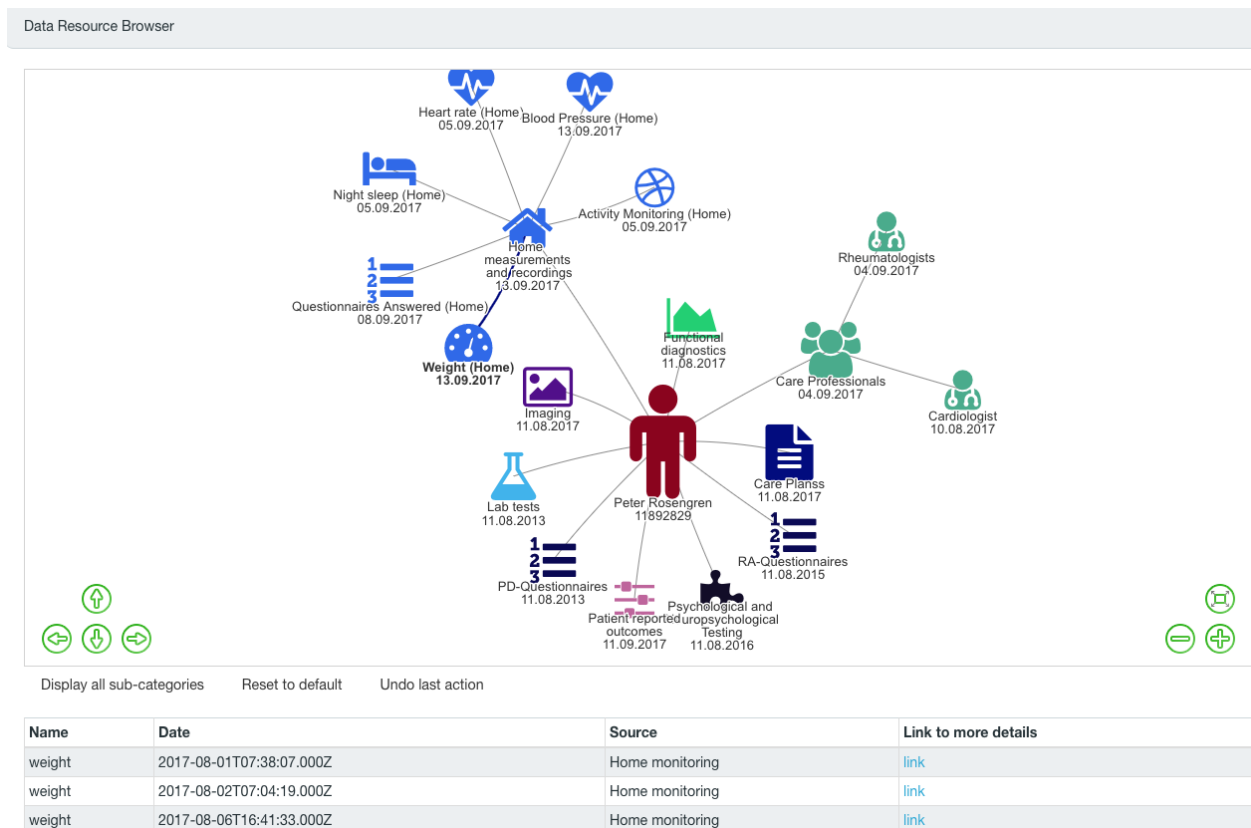


Figure 5: Data Resource Browser

Figure 5 shows the DRB with expanded home measurements and recordings and the care professionals category. The selected Weight node shows a list with historic measurements and links that navigates and display interactive Weight chart below the mind map.

4.1.1.1 Technologies employed

The protocols employed by DRB are HTTPS/REST. The technologies include Web technologies such as, vis.js, AngularJS, NodeJS.

4.1.1.2 Interfaces

The preconditions for DRB to display the integrated data are services that provide such data in a suitable (for DRB) form. The ODS provides services over the stored data. These data come from HISes, Patient’s home monitoring as well as from Narrative Manager. So, patient’s data are already integrated in ODS. However more ODSes can contain data about the patient (as there is one ODS per hospital in the private cloud). The Patient Data Orchestrator compose such services of ODSes including the privacy restrictions and wrap particular services as one service suited for DRB. The DRB, as part of the Clinician Dashboard, delegates the call of the service to this wrapping component (Patient Id used in the call has been chosen there). The signature of this service is following:

API name	Parameter (I/O)	Type	Description
patient/forDRB	patientId (I)	string	The patient identifier (obtained after user has chosen it in Clinician Dashboard)
	startDate (I)	date-time	The start date

	endDate (I)	date-time	The end date
	X-PICASO-RequesterUPI (I)	string	Non-standard header for Requester UPID (obtained after user has logged in into Clinician Dashboard)
	resultForDRB (O)	resultForDRBtype	Structured data response that suit to the structure of the predefined DRB mind map

Table 2: Patient DRB service

The JSON schema used for data response (Output) as well as JSON sample of such response of such service are provided in the accompanying deliverable D7.4.

Once the mind map is presented and the clinician chooses concrete data to be shown in detail (e.g. from the list below the mind map or by double-clicking on the leaf node) the navigation towards the Patient Data Viewer (Clinician Manager before) or Care Plan Manager is done. Clinician Manager provides the following specific interface for DRB supporting such navigation in case of data belonging to “Home measurements and observations”:

API name	Parameter (I/O)	Type	Description
/clinician-manager/observations/<homeMonitoringSubcategory>?startdate=<startdate>enddate=<enddate>	homeMonitoringSubcategory (I) startDate (I) EndDate (I)	string date-time date-time	Name of the subcategory of “Home measurements and observations” together with the start date and end date gives appropriate visualisation (type of chart or timeline) and time context - one month into past and one month into future (where applicable)
clinician-manager/treatments/all?startenddate=<startdate>enddate=<enddate>	startDate (I) EndDate (I)	date-time date-time	start date and end date gives time context - one month into past and one month into future (where applicable)

Table 3: Observations DRB service

In case of data belonging to data category Care plan, the navigation follows the general link: /narratives-manager. Thus, Care Plan Manager is opened with the patient selected in Clinician Dashboard.

4.1.2 Patient Data Viewer

The Patient Data Viewer (previously Clinician Manager) provides a graphical and tabular overview of patient’s clinical data. This component is a subcomponent of the Clinician Dashboard web interface.

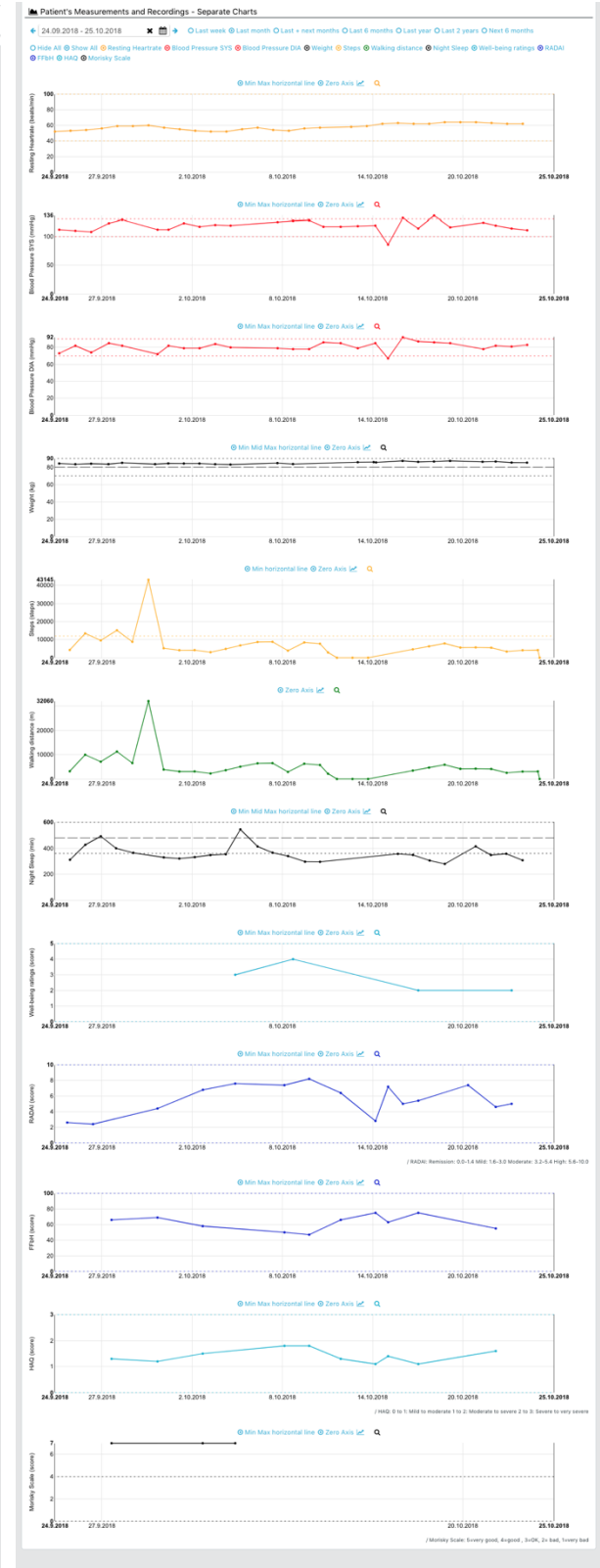
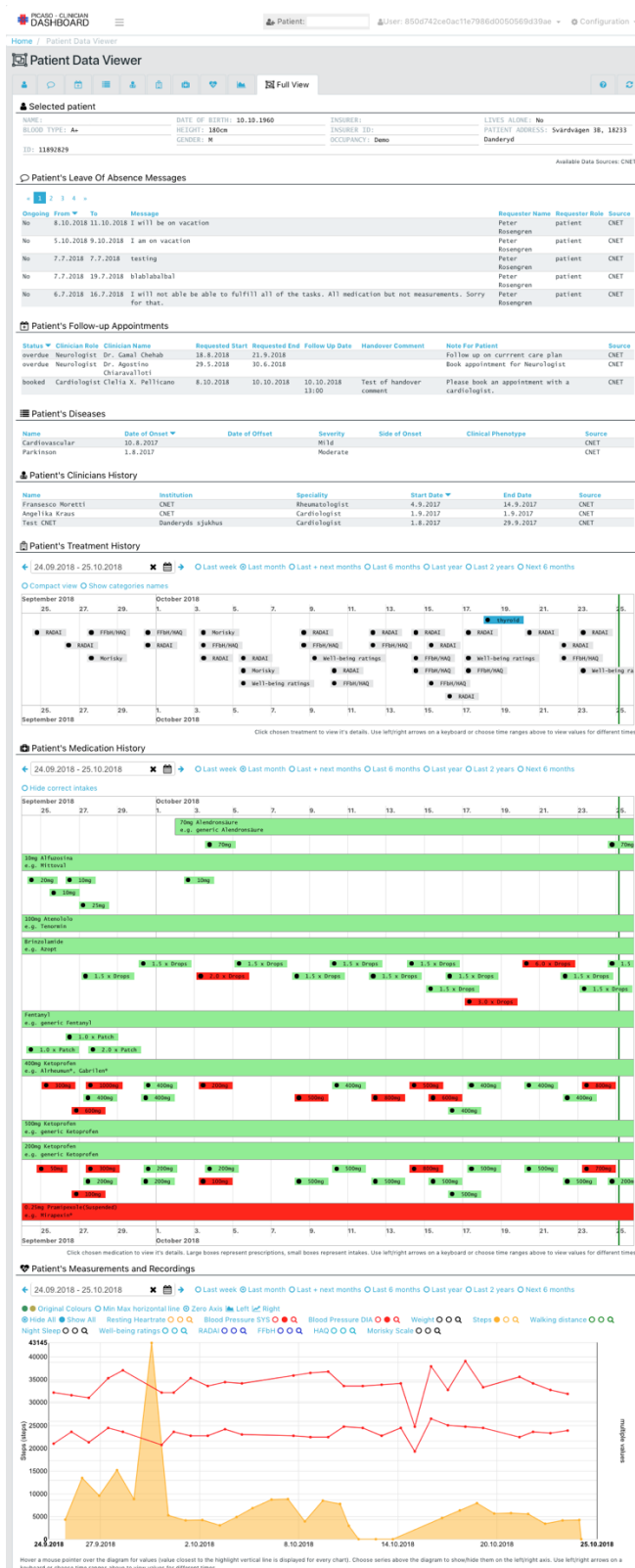


Figure 6: Presentation styles provided by the Patient Data Viewer

More detailed information is provided in the deliverable D6.5.

4.1.3 Risk Manager

The Risk Manager is a subcomponent of the Clinician Manager. It provides personalized risk scores forecasting over a period of 20 years for a given patient.



Figure 7: Risk Score UI

This component is running in the public cloud. More detailed information is available in section 6.7 of deliverable D6.5.

4.1.4 Care Plan Manager

The aim of this tool is to allow the creation, integration and effective sharing of a Patient pathway between all involved professional carers. Every organisation/physician uses a number of standard care plans for various diseases management actions. These care plans are expressed in a narrative form and are stored as care plan templates in the Process Model repository through the Care Plan Orchestrator component. A care plan template uses in a specific arrangement standard services stored in the service catalogue with open data fields for specific service parameters. In order to develop a Patient Pathway, a physician or an assistant instantiates one of the existing templates and fills the missing services' data with specific patient data.

Its functionalities are described in more detail in deliverable 7.1, section 4 and in deliverable 7.6.

🔍 Select Patient

📁 Data Resource Browser

👤 Clinician Manager

📅 Care plan manager

💬 Communication center

Home / Narratives Manager

Care plan manager

Care plan information

CarePlan ID: fa0fbeb9-4035-c41d-0b9d-022b2d545ac9	Patient ID: 08a3fd30acdc11e7b7ff0050569d39ae (FIT1)	Author ID: c99b7159acd911e7b7ff0050569d39ae (c99b7159acd911e7b7ff0050569d39ae)
---	---	--

Description

Test care plan

Status

Active
▼

From:

15.11.2017

To:

31.05.2018

Delete care plan ↻
Save changes in care plan

Add service ▼

Show grouped (14 services)

⊕ 🗑️ 🔄 📄 Medication intake: Status 'Active', Medication: [2 Abatacept (125 mg), e.g. Orencia®, 250 ml], Intake: From 2017-11-20 until 2017-11-22, weekly, Tuesday (After breakfast), Sunday (21:00). Reminders same as timing

⊕ 🗑️ 🔄 📄 Blood pressure: Status 'Suspended', Range: Syst.: 100-120 mmHg, Diast.: 80-90 mmHg, Measurements: From 2017-11-21 until 2017-11-30, weekly, Sunday (After breakfast). Reminder before: 5 mins, Reminder after: 5 mins

Figure 8. Care plan manager entry page after loading a fictitious care plan.

4.2 Patients and informal carers views

4.2.1 Patient Dashboard

For PICASO Trial 1 the Patient Dashboard is deployed on a tablet PC, with the user interface adapted to each PICASO trial (UDUS and UTV) patient group.

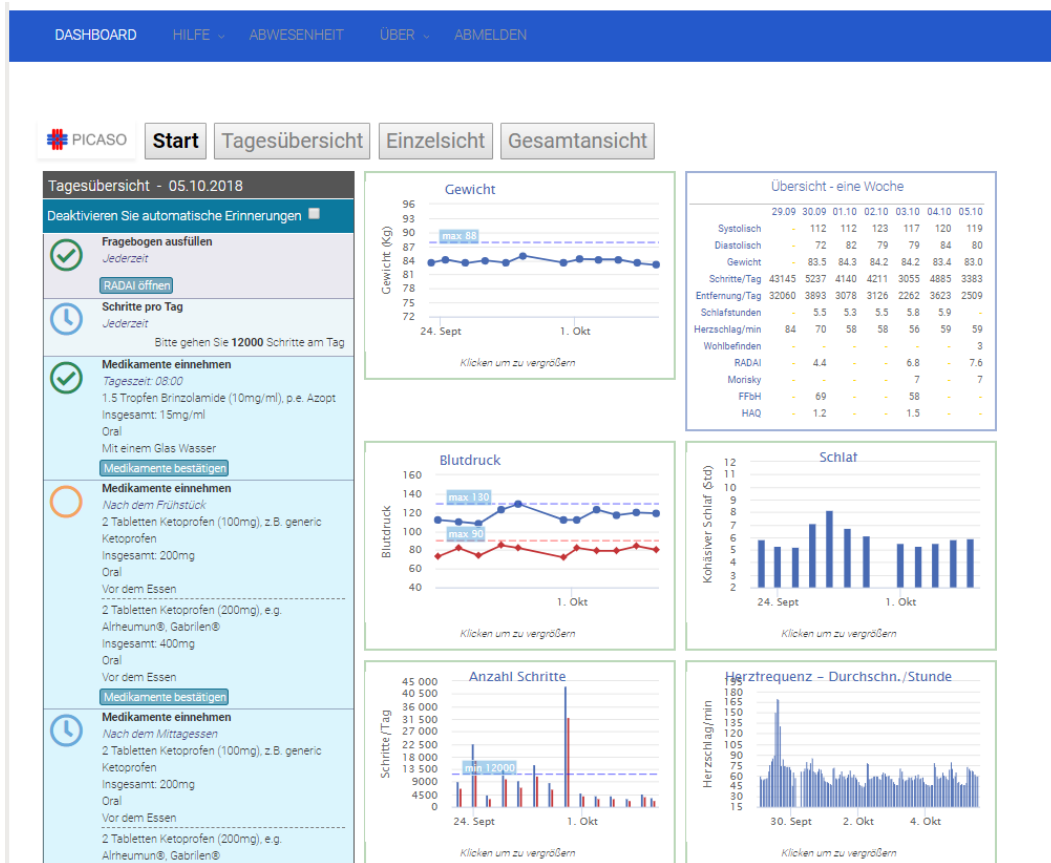


Figure 9: Patients and informal carers view of PICASO (UDUS trial)

The Patient Dashboard user interface and functionality is described in Deliverable D4.5 Second version of the Patient Private Cloud. For Trial 1, the informal carers and patients will use the same dashboard interface.

5 Conclusions and future work

The second version of the integrated PICASO platform has now been deployed for the two clinical trial settings. A separate test environment has also been configured for software component tests and integration. Additional development is foreseen in support for configuration and commissioning of equipment and for adaptation of the Clinician and Patient Dashboards user interfaces.

6 List of figures and tables

Figure 1: Clouds over the PICASO platform.....	6
Figure 2: Deployment of components to clouds	8
Figure 3: The Private Care Cloud at the University of Rome Hospital	9
Figure 4: Clinicians window onto PICASO	12
Figure 5: Data Resource Browser	13
Figure 6: Presentation styles provided by the Patient Data Viewer	15
Figure 7: Risk Score UI.....	16
Figure 8. Care plan manager entry page after loading a fictitious care plan.....	17
Figure 9: Patients and informal carers view of PICASO (UDUS trial)	18
Table 1: Stakeholders in PICASO.	10
Table 2: Patient DRB service	14
Table 3: Observations DRB service	14